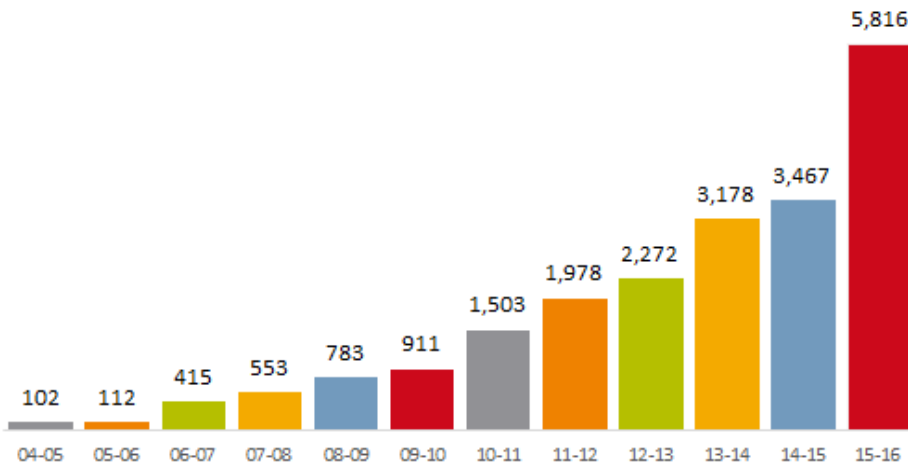


# DATA **2** REPORT

## 2015-2016

The following data presented represents the number of reports received by Safe2Tell Colorado for the period between 8/1/2015 and 7/31/2016.

Total Safe2Tell Reports Received by Year Since 2004



Total Number Reports Received During the 2015-16 School Year:

**5,821**

Total Number Reports Received Since 2004:

**21,950**

Day of the Week with the Highest Number of Reports:

**Friday**

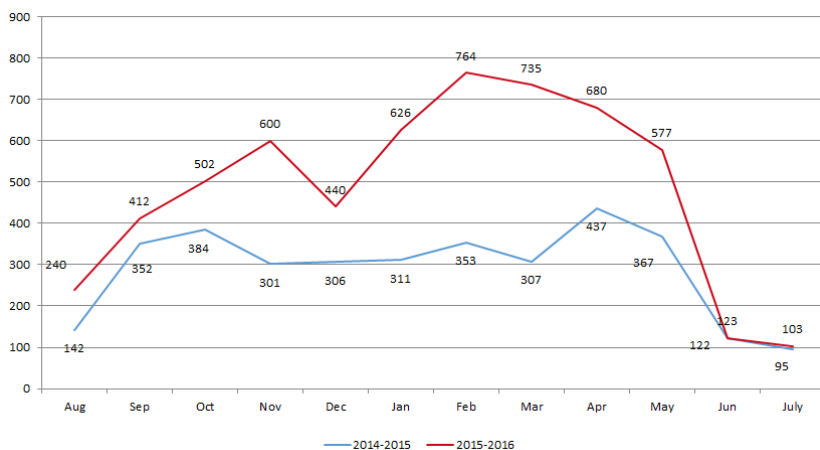
Time of Day with the Highest Number of Reports:

**9:00 PM**

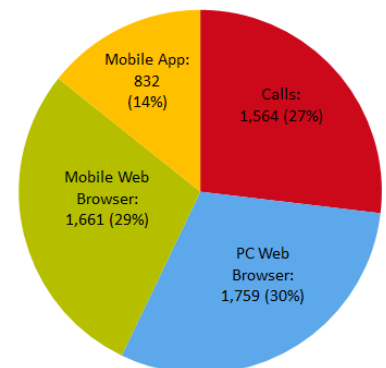
**68%**

increase in the number of reports received during the 2015-16 school year compared to 2014-15.

Monthly Trend Comparison of Safe2Tell Colorado Tips Received



Percentages by Reporting Method for 2015-16



# DATA **2** REPORT

## 2015-2016

The following data presented represents the number of reports received by Safe2Tell Colorado for the period between 8/1/2015 and 7/31/2016.

Total Safe2Tell Reports Received by Category during the 2015-16 School Year

