

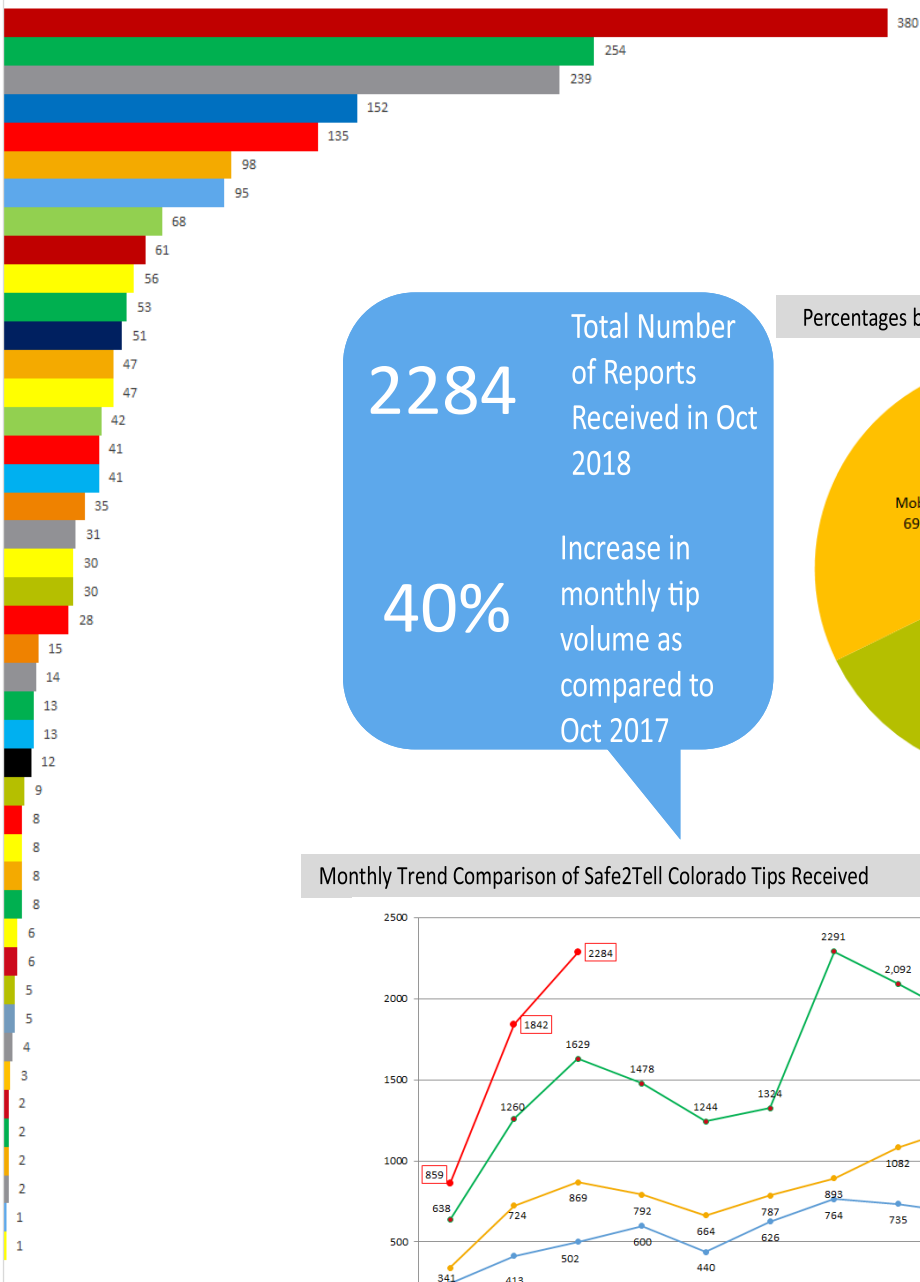
# DATA **2** REPORT

## October 2018

The following data presented represents the number of reports received by Safe2Tell Colorado between 10/1/2018 and 10/31/2018.

Total Safe2Tell Reports Received by Category between 10/01/2018 and 10/31/2018

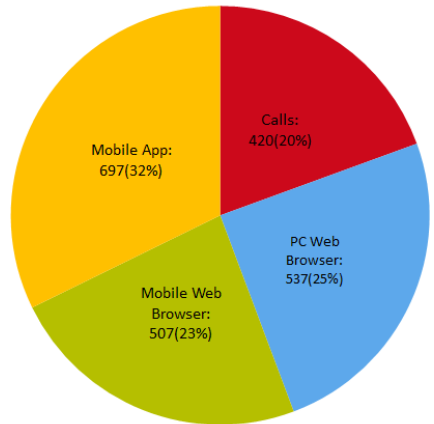
- Suicide Threats
- Bullying
- Drugs
- Cutting
- Depression
- Smoking/Tobacco
- School Complaint
- Child Abuse
- Threats
- Alcohol
- Welfare Check
- Harassment
- Planned School Attack
- Cyber-Bullying
- Sexual Assault
- Sexual Misconduct
- Assaults
- Requesting Information
- Sexting
- Guns
- Anger Issues
- Fighting
- Discrimination
- Eating Disorder
- Misuse of Safe2Tell
- Theft
- Knives
- Unsafe Driving
- Planned Parties
- Transportation Complaints
- Ditching
- Weapons (other than knives and guns)
- Crime Stoppers
- Domestic Violence
- Teasing
- Vandalism
- Trsfdr To Rocky Mtn Crisis Center
- Trespass
- Choking Game
- Fire Starting
- Dating Violence
- Explosives
- Gangs
- Animal Cruelty



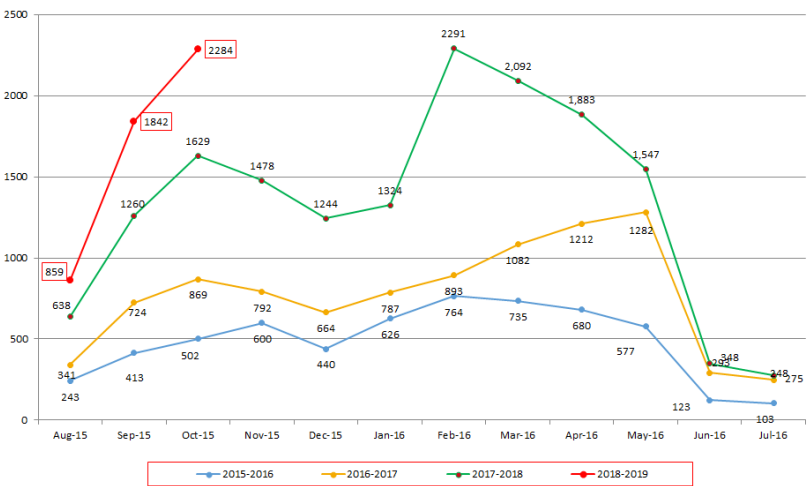
**2284** Total Number of Reports Received in Oct 2018

**40%** Increase in monthly tip volume as compared to Oct 2017

Percentages by Reporting Method for Oct 2018



Monthly Trend Comparison of Safe2Tell Colorado Tips Received

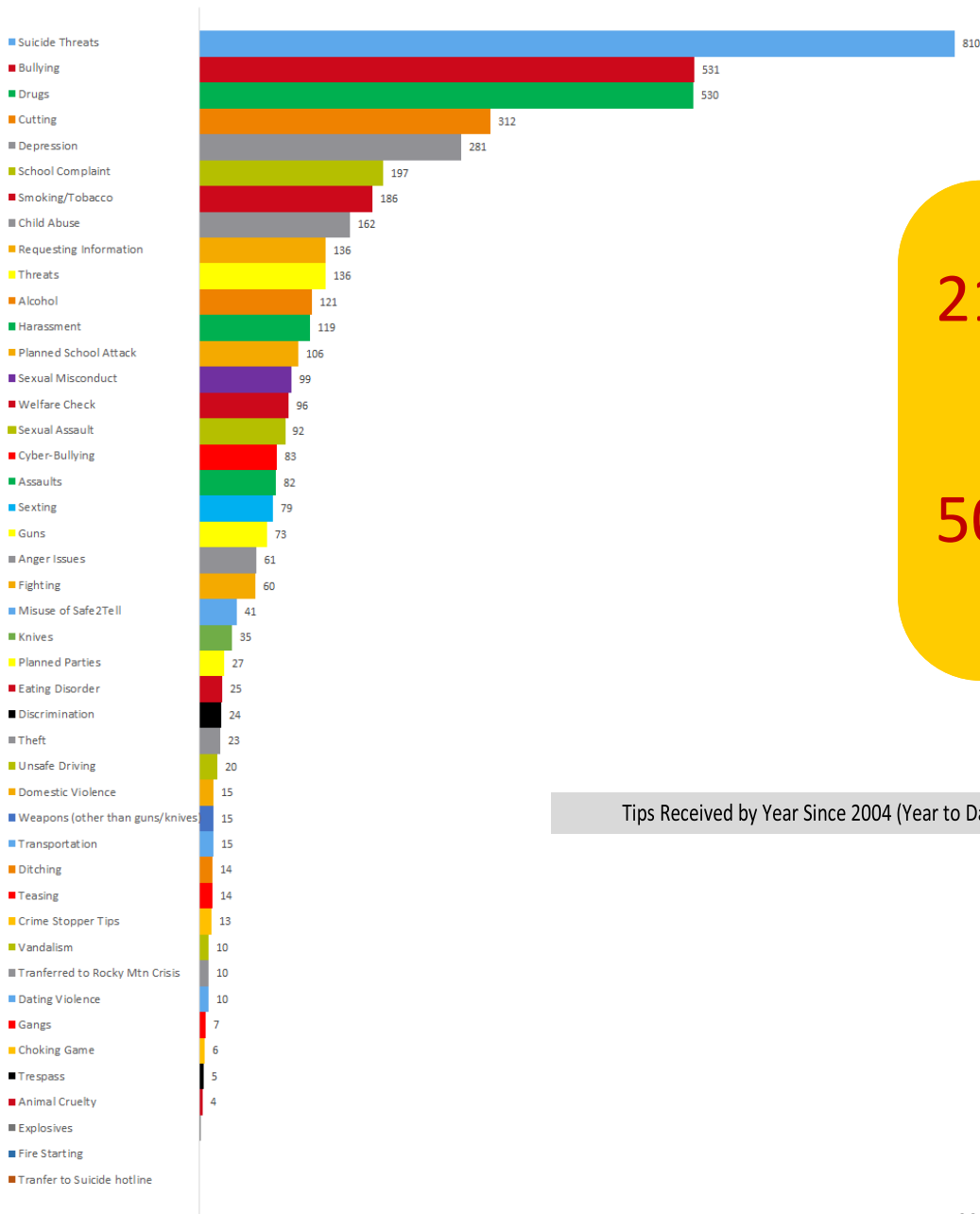


# DATA **2** REPORT

August–October 2018

The following data presented represents the number of reports received by Safe2Tell Colorado between 08/01/2018 and 10/31/2018.

Total Safe2Tell Reports Received by Category between 08/01/2018 and 10/31/2018



2161

Total Number  
Tips Received. No  
Test ,Duplicate,Prank  
or Hang-Up Included

50,949

Total Number of  
Reports Received  
Since 2004

Tips Received by Year Since 2004 (Year to Date As of 10/31/2018)

